

Be  
Ready

Be  
Respectful

St Anne's C E Primary School  
Year 2 Curriculum Overview—Autumn 2

Be  
Responsible

Be  
Safe


Maths

Addition and Subtraction: Pupils will learn how to add and subtract ones and tens from a 2-digit number, using practical resources, visuals and mental strategies. They will start to add and subtract two 2-digit numbers and explore how to solve these types of questions using column method.

Shape: Pupils will identify and name common 2D and 3D shapes. They will start to describe the features of these shapes using words, such as, side, vertices, edges and faces. They will start to explore vertical lines of symmetry.

Ongoing- Counting in 1s, 2s, 3s, 5s and 10s.

Addition and subtraction, Number Bonds to 10, 20 and 100.



Science

Uses of Everyday Materials

Children will explore a range of objects of similar use, but made from different materials. They will talk about why the material has been chosen and why it is suitable. They will discuss properties that make materials suitable for different uses. They will also experiment which materials can be changed by twisting.



Characteristics of Learning

Perseverance

Listening

Team work

Kindness



Wow Moment!

We will be going to Windmill Farm to see Father Christmas!

History

How has school changed?



In this unit, Year 2 will create timelines to show how school has changed over time. They will ask questions about what school was like in the past. We are hoping a Grandparent will come into school to talk to us!!

They will start to make comparisons and identify similarities and differences between school now and 100 years ago. They will decide which school they prefer.



English

High Quality Text: The Tin Forest

Setting Description: Year 2 will describe the Tin Forest, by using lots of adjectives. They will explore how to use commas in a list and try to use these in their writing.

High Quality Text: The Flower

Story Retell: Pupils will retell the story of 'The Flower' in their own words. They will include elements of description and start to use conjunctions to make their writing more interesting.



Design Technology

Structures: A chair for bear

Year 2 will design and make a chair for a bear. They will explore different chairs and discuss suitability. They will explore how some shapes are stronger than others and how to make structures stronger.



Be  
Ready

Be  
Respectful

St Anne's C E Primary School  
Year 2 Curriculum Overview—Autumn 2

Be  
Responsible

Be  
Safe

Religious Education

Christmas

Why do Christians believe the birth of Jesus was good news?

In this unit, Year 2 will start off by thinking about what is 'good news' to them. They will listen and retell the story of Zechariah, who received good news from Angel Gabriel. They will explore the Nativity story and how God sent angels to Earth to share the good news. They will think about why the news of Jesus' birth is still important today.



Worship Rota

Monday	Class Worship
Tuesday	Collective Worship
Wednesday	Rev. Andrew
Thursday	Celebration
Friday	Class Worship

Homework and Reading

Please make sure children continue to complete their homework weekly and reading books are returned daily.




Music

Call and Response

Year 2 will explore dynamics (volume). They will look at how instruments can make loud and quiet sounds.

They will practice clapping in time with the pulse (heartbeat) of the music and try to stay in time.

They will work in small groups to create a piece of 'call and response' music and perform it to the rest of the class.



Physical Education

Wigan Warriors will deliver this term's PE sessions on a Monday afternoon. Anna Davies (Wigan Warriors women's team) will practice rugby skills and work on developing team work.

Please ensure that PE kits are in school on Mondays.

Children may need a warmer tracksuit and trainers as some sessions will be outside.



Phonics

In Phonics this term, we will be looking at 'same spelling, different sound'.

We will continue to read tricky words.

